

Lecture 7:

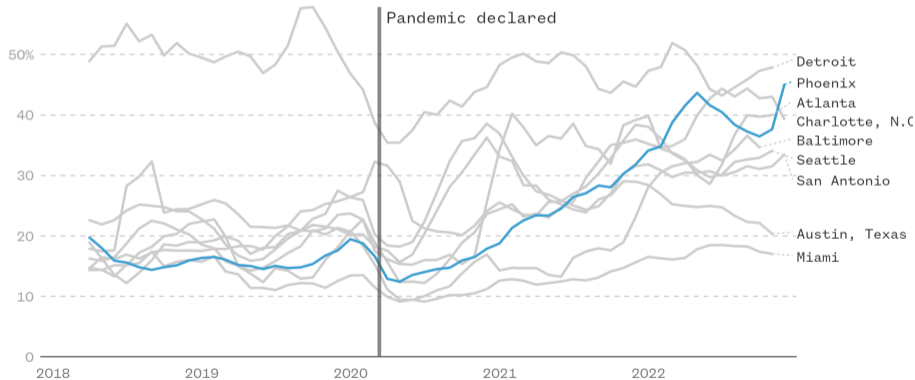
Maps, 2 of 2: How to Map Data

March 20, 2023

Bryan on Maddy's Example: Absentee Owners

Absentee owner purchases

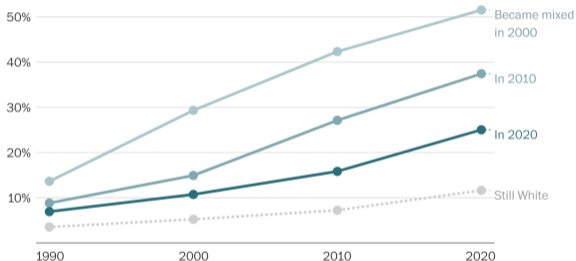
In most of the metro areas analyzed, the share of homes going to absentee owners has increased since the start of the pandemic.



Anna on Lancy's Example: Mixed Neighborhoods

When neighborhoods become mixed, they keep diversifying

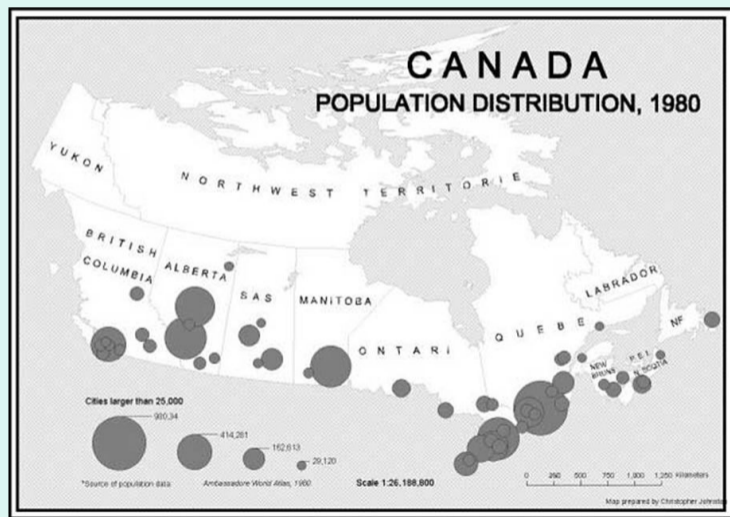
Share of tracts that are racially mixed, colored by the decade they stopped being predominately White



Note: We count a census tract as becoming mixed when the White share of the population drops below 80 percent.

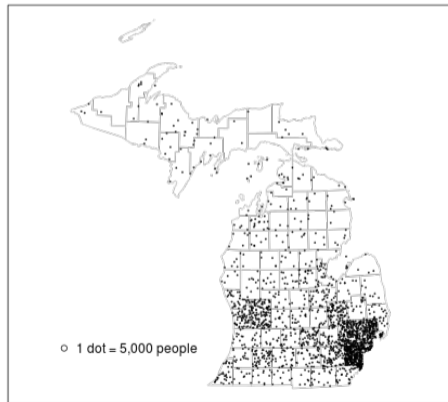
Melnick and VanDam, “How mixed-race neighborhoods quietly became the norm in the U.S.,” *Washington Post*, Nov. 4, 2022. [\[link\]](#)

Graduated Symbol Example



Dot Density Example

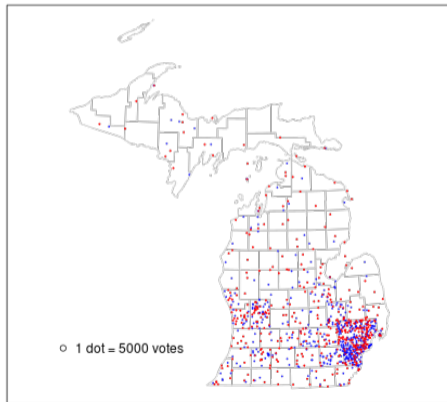
Michigan 2010 Population
Dot Density Map



From https://msu.edu/~ashton/classes/866/notes/lect20/dot_mapping.html

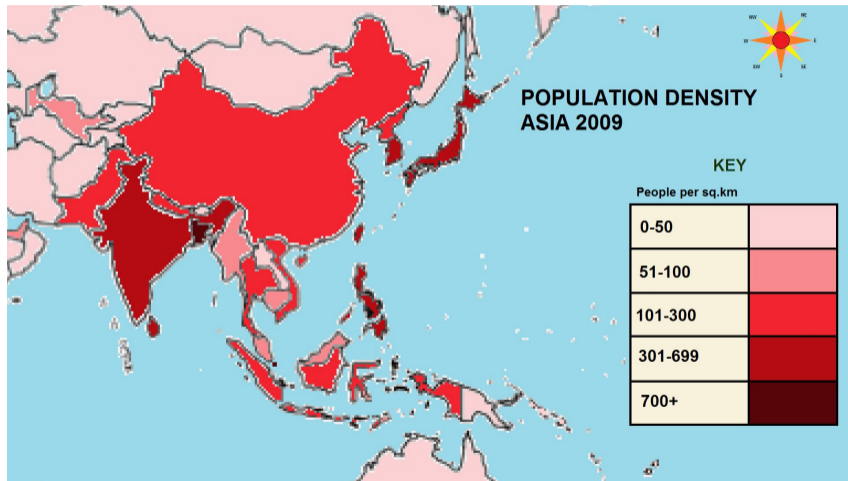
And With Two Variables

Michigan 2016 Election Dot Density Map



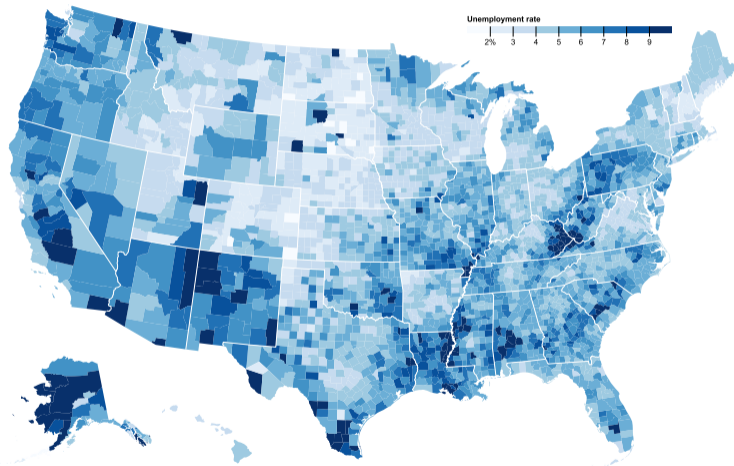
From https://msu.edu/~ashton/classes/866/notes/lect20/dot_mapping.html

Choropleth with Intensity



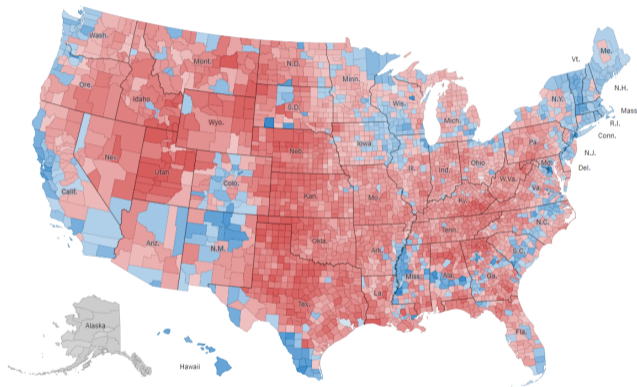
From <https://www.youtube.com/watch?v=PkmAiINPdrI>

Choropleth with Intensity



From <https://bl.ocks.org/mbostock/4060606>

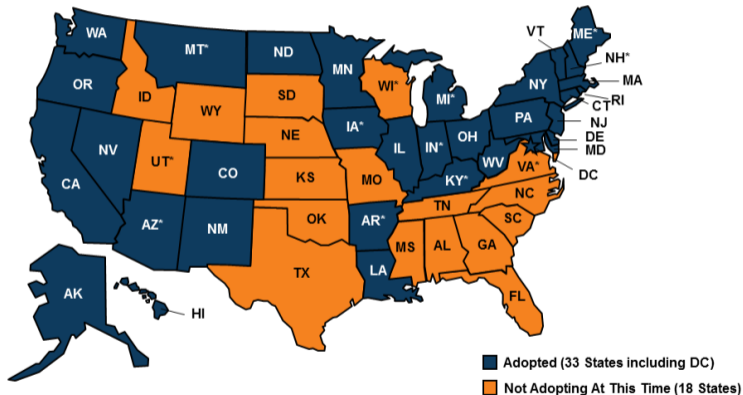
Choropleth with Divergent Scale



From <https://www.nytimes.com/2016/10/19/upshot/what-this-2012-map-can-tell-us-about-the-2016-election.html>

Categorical Map

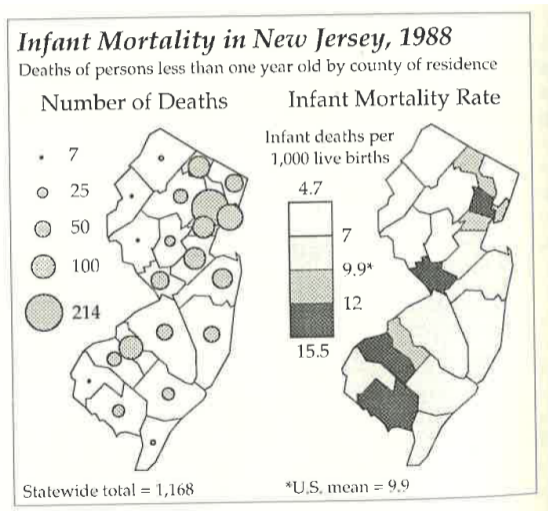
Current Status of State Medicaid Expansion Decisions



NOTES: Current status for each state is based on KFF tracking and analysis of state activity. *AR, AZ, IA, IN, KY, MI, MT, and NH have approved Section 1115 expansion waivers. VA is considering adopting expansion in their FY 2019 state budget and UT passed a law directing the state to seek CMS approval to partially expand Medicaid to 100% FPL using the ACA enhanced match; see the link below for more detail. CMS approved the Kentucky HEALTH expansion waiver on January 12, 2018; implementation will begin in April 2018. ME adopted the Medicaid expansion through a ballot initiative in November 2017; the ballot measure requires submission of a state plan amendment (SPA) within 90 days and implementation of expansion within 180 days of the measure's effective date; however, the governor failed to meet the SPA submission deadline (April 3). WI covers adults up to 100% FPL in Medicaid, but did not adopt the ACA expansion.

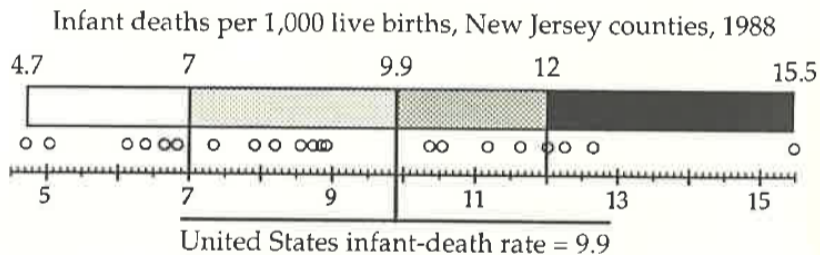
SOURCE: "Status of State Action on the Medicaid Expansion Decision," KFF State Health Facts, updated April 5, 2018.

B.4. Combination of Count and Intensity Information



Better Yet, the Histogram Legend

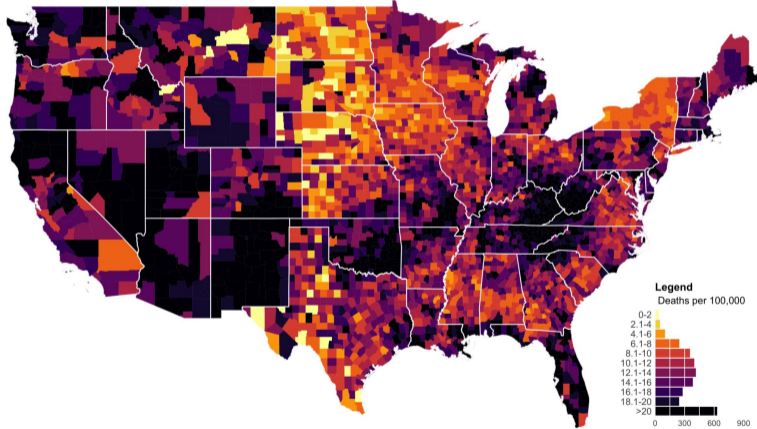
What does this add that the choropleth cannot convey?



Monomnier, Figure 6.10

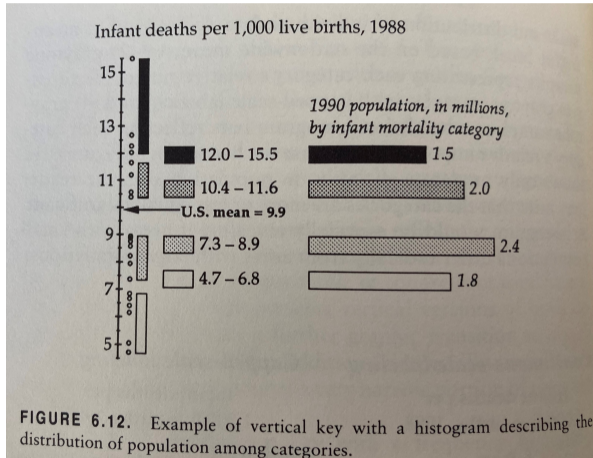
Another Histogram Legend

Drug poisoning deaths (2014)



Source: <https://blogs.odc.gov/nchs-data-visualization/drug-poisoning-mortality/>

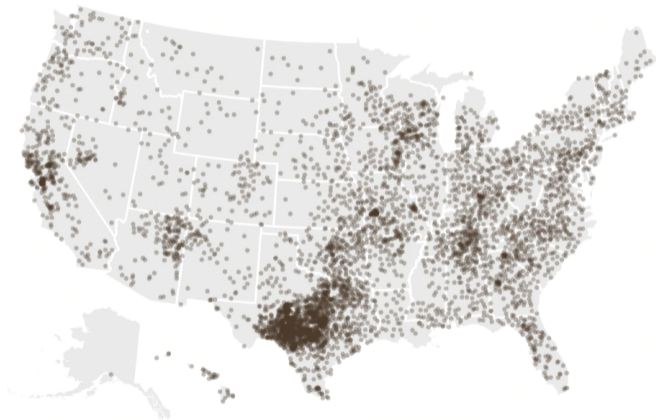
D.3. Histogram Legend



Why is this even better than the previous?

“This is Literally Every Goat in the United States”

One dot = 500 goats.



WASHINGTONPOST.COM/**WONKBLOG**

Source: USDA Agricultural Census

Except it is not! See [WP article](#)

Goats by County

Goat population, by county

